



## Welding Products

### TIG Torches Parts & Accessories

#### **ASUM Enterprises, Inc.**

4771 Sweetwater Blvd., No. 340  
Sugar Land, TX 77479, USA

**Email:** [sales@asumenterprises.com](mailto:sales@asumenterprises.com)  
[aluddin@asumenterprise.com](mailto:aluddin@asumenterprise.com)

**Web:** [asumenterprises.com](http://asumenterprises.com)

## Table of Contents

### TIG Torches Package

9 Series 125 Amps Air Cooled TIG Torches  
17 Series 150 Amps Air Cooled TIG Torches  
200 Amps Air Cooled TIG Torches  
250 Amps Water Cooled TIG Torches  
18 Series 350 Amps Water Cooled TIG Torches

### TIG Parts

Collets, Collect Bodies  
Lava Nozzles, Alumina Nozzle  
Gas Lenses, Lava Nozzles  
Back Caps, Gaskets & Insulators  
Torch Heads, Handles & Valves

### Cable Adaptors & Gas Hose

Power Cable Adaptors, Lugs  
Power Cable & Gas Hose

### Cable Covers, Quick Connectors

### Tungsten Electrodes

Grounded & Annealed

### Gas Regulators

Argon Regulator Flowmeter  
Carbon Dioxide  
Heated Regulator Flowmeter

### Ceramic Backings

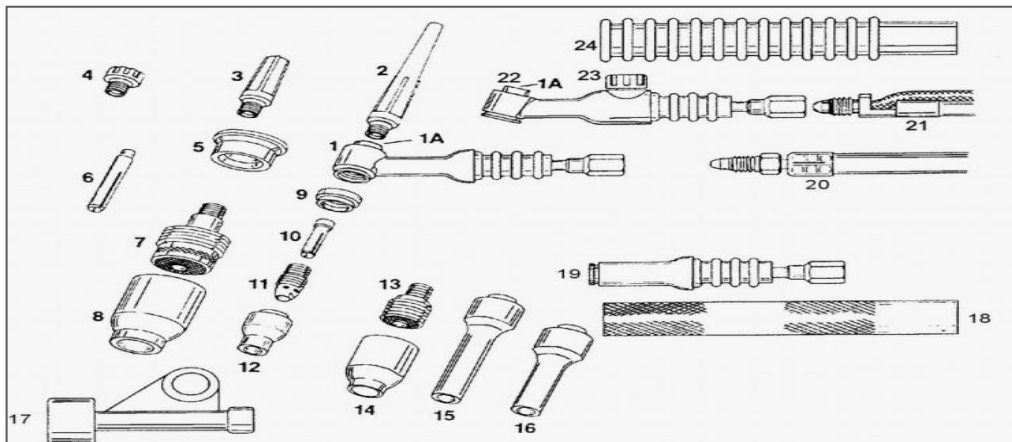
Argon Hose  
Welding Hoes

## TIG Torches Packages



### 9 Series 125 Amps Air Cooled TIG Torches

Torch Model	Description
9FV-12-R	Torch with Flexible Head, Valve, Cap & 12 ft. Cable
9FV-12-2	Torch with Flexible Head, Valve, Cap & 12 ft. two Piece Cable
9V-25-R	Torch with Head, Valve, Cap & 25 ft. Cable
9V-25-2	Torch Head, Valve, Cap & 25 ft. two Piece Cable



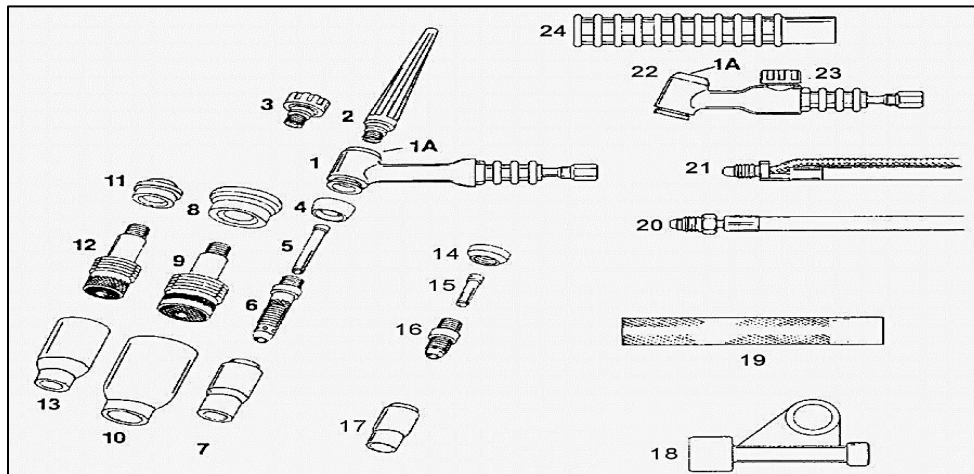
ITEM NO.	Part NO.	DESCRIPTION	ITEM NO.	Part NO.	DESCRIPTION
1	WM-9	Torch body, includes cup gasket (70°)	17	105Z57	Power cable adapter
1A	9-4	Insert	18	H-100	Handle (smooth, standard on 9P)
2	41V24	Long back cap,	19	WM-9P	Pencil torch body, includes cup gasket (180°)
3	41V35	Medium back cap, includes 98W77 O-ring	20	-	Power cable – 1 piece
4	41V33	Short back cap, includes 98W77 O-ring			57Y01 121/2 ft. (3.8m) vinyl
5	54N63-20	Lg. diameter gas lens insulator			57Y03 25 ft. (7.6m) vinyl
6	-	Lg. diameter gas lens collet (See chart A)			57Y01R 121/2 ft. (3.8m) rubber
7	-	Lg. Diameter gas lens (See chart A)			57Y03R 25 ft. (7.6m) rubber
8	-	Lg. Diameter gas lens nozzle (See chart B)	21	-	Power cable – 2 piece Gas hose only
9	598882	Cup gasket			57Y01-2 45V09R
10	-	Collet (See chart A)			57Y03-2 45V10R
11	-	Collet body (See chart A)	22	WM-9V	Valve torch body, includes cup gasket and valve stem (70°)
12	-	Alumina nozzle (See chart B)			
13	-	Gas lens (See chart A)	23	VS-2	Valve stem, includes 98W77 O-ring
14	-	Alumina gas lens nozzle (See chart B)	24	H-100R	Handle (ribbed, standard on 9V, 9)
15	-	Extra-long lava nozzle (See chart B)		MZCRK17	One-piece power cable repair kit
16	-	Long lava nozzle (See chart B)		MZCRK17-2	Two-piece power cable repair kit

CHART A - COLLETS - COLLET BODIES - GAS LENS				
ELECTRODE DIAMTER	020 (.5mm)	040 (1mm)	1/16 (1.6mm)	3/32 (2.4mm)
10 - Collet	13N20	13N21	13N22	13N23
11 - Collet Body	13N25	13N26	13N27	13N28
13 - Gas Lens	45V41	45V42	45V43	45V44
6 - Lg. Dia. Gas Lens Collet	13N20L	13N21L	13N22L	13N23L
7 - Lg. Dia. Gas Lens	45V0204S		45V116S	45V64S

CHART B - GAS NOZZLES - HPN - HIGH PERFORMANCE NOZZLES AVAILABLE									
SIZE	3	4	5	6	7	8	10	12	SHORT
12 - Alumina	-	13N08	13N09	13N10	13N11	13N12	13N13	-	-
14 - Alumina Gas Lens	-	53N58	53N59	53N60	53N61	53N61S	-	-	-
8 - Lg. Dia. Gas Lens	-	-	-	57N75	-	57N74	53N88	53N87	53N89*
16 - Long Lava**	796F70	796F71	796F72	796F73	-	-	-	-	-
15 - Ex. Long Lava	796F71	796F75	796F76	796F77	-	-	-	-	-
*Not recommended for use with high frequency current**Also available in Alumina. Example: A796F790									

# 17 Series 150 Amps Air Cooled TIG Torches

Torch Model	Description
17FV-12-R	Torch with Flexible Head, Valve, Cap & 12 ft. Cable
17FV-12-2	Torch with Flexible Head, Valve, Cap & 12 ft. two piece Cable
17V-25-R	Torch with Head, Valve, Cap & 25 ft. Cable
17V-25-2	Torch with Head, Valve, Cap & 25 ft. two piece Cable



ITEM NO.	Part NO.	DESCRIPTION	ITEM NO.	Part NO.	DESCRIPTION
1	WM-17	Torch body, includes cup gasket (70°)	18	105Z57	Power cable adapter
1A	18-7	Insert	19	H-100	Handle (smooth, optional)
2	57Y02	Long back cap, includes 98W18 O-ring	20	-	Power cable – 1 piece
3	57Y04	Short back cap, includes 98W18 O-ring			57Y01 121/2 ft. (3.8m) vinyl
4	18CG	Cup gasket			57Y03 25 ft. (7.6m) vinyl
5	-	Collet (See chart A)			57Y01R 121/2 ft. (3.8,m) rubber
6	-	Collet body (See chart A)			57Y03R 25 ft. (7.6m) rubber
7	-	Alumina nozzle (See chart B)	21	-	Power cable – 2 piece Gas hose only
8	54N63	Large diameter gas lens insulator			57Y01-2 121/2 ft. (3.8m) 45V09R
9	-	Large diameter gas lens (See chart A)			57Y03-2 25 ft. (7.6m) 45V10R
10	-	Lg. Diameter gas lens nozzle (See chart B)	22	WM-17V	Torch body, includes cup gasket and valve stem (70°)
11	54N01	Gas lens insulator			
12	-	Gas lens (See chart A)	23	VS-2	Valve stem, includes 98W77 O-ring
13	-	Alumina gas lens nozzle (See chart B)	24	H-100R	Handle (ribbed, standard)

14	18CG20	Stubby gasket			
15	-	Stubby collet (See chart A)			Cable Repair Kits
16	17CB20	Stubby collet body (See chart A)		MZCRK1 7	One-piece power cable repair kit
17	-	Stubby alumina nozzle (See chart B)		MZCRK1 7-2	Two-piece power cable repair kit

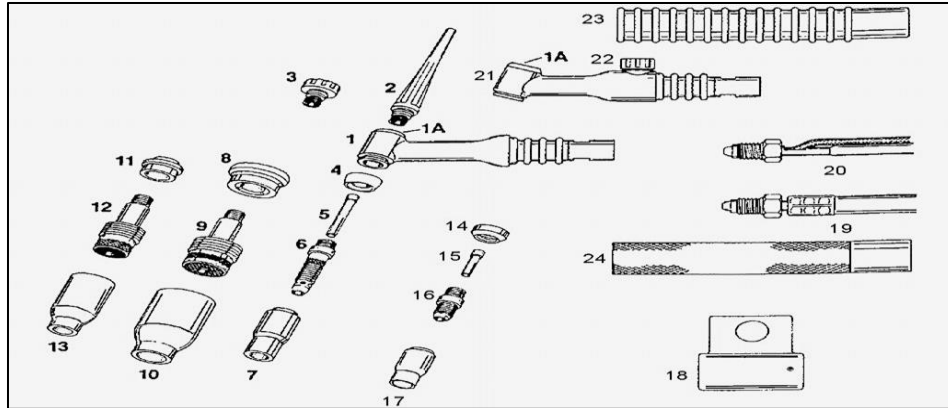
CHART A - COLLETS - COLLET BODIES - GAS LENS					
ELECTRODE DIAMETER	020 (.5mm)	040 (1mm)	1/16 (1.6mm)	3/32 (2.4mm)	1/8 (3.2mm)
5 - Collet	10N21	10N22	10N23	10N24	10N25
6 - Collet Body	10N29	10N30	10N31	10N32	10N28
12 - Gas Lens	45V29	45V24	45V25	45V26	45V27
9 - Lg. Dia. Gas Lens Collet	45V0204		45V116	45V64	995795
15 - Stubby Collet	-	10N22S	10N23S	10N24S	10N25S
16 - Stubby Collet Body	-	17CB20			

CHART B - GAS NOZZLES - HPN - HIGH PERFORMANCE NOZZLES AVAILABLE								
SIZE	4	5	6	7	8	10	12	Short
7 - Alumina	10N50	10N49	10N48	10N47	10N46	10N45	10N44	-
13 - Alumina Gas Lens	54N18	54N17	54N16	54N15	54N14	-	-	54N19*
10 - Lg. Dia. Gas Lens	-	-	57N75		57N74	53N88	53N87	53N89*
Long Alumina	-	10N49L	10N48L	10N47L	-	-	-	-
Long Gas Lens	-	54N17L	54N16L	54N15L	-	-	-	
17 - Stubby Alumina	13N08	13N09	13N10	13N11	13N12	13N13	-	-

\*Not recommended for use with high frequency current

## 200 Amps Air Cooled TIG Torches

Torch Model	Description
26FV-12-R	Torch with Flexible Head, Valve, Cap & 12 ft. Cable
26FV-12-2	Torch with Flexible Head, Valve, Cap & 12 ft. two piece Cable
26V-25R	Torch with Head, Valve, Cap & 25 ft. Cable
26V-25-2	Torch with Head, Valve, Cap & 25 ft. two piece Cable



ITEM NO.	Part NO.	DESCRIPTION	ITEM NO.	Part NO.	DESCRIPTION
1	WM-26	Torch body, includes cup gasket (70°)	17		Stubby alumina nozzle (See chart B)
1A	18-7	Insert	18	45V62	Power cable adapter
2	57Y02	Long back cap, includes 98W18 O-ring	19	-	Power cable - 1 piece rubber
3	57Y04	Short back cap, includes 98W18 O-ring			46V28R 121/2 ft. (3.8m)
4	18CG	Cup gasket			46V30R 25 ft. (7.6m)
5		Collet (See chart A)	20	-	Power cable - 2 piece Gas hose only
6		Collet body (See chart A)			46V28-2 121/2 ft. (3.8m) 40V75R
7		Alumina nozzle (See chart B)			46V30-2 25 ft. (7.6m) 41V30R
8	54N63	Large diameter gas lens insulator	21	WM-26V	Valve torch body, includes cup gasket and valve stem (70°)
9		Large diameter gas lens (See chart A)			
10		Lg. Diameter gas lens nozzle (See chart B)	22	VS-1	Valve stem, includes 98W77 O-ring
11	54N01	Gas lens insulator	23	H-200R	Handle (ribbed, standard)
12		Gas lens (See chart A)	24	H-200	Handle (smooth, optional)
13		Alumina gas lens nozzle (See chart B)			
14	18CG20	Stubby gasket			Cable Repair Kits
15		Stubby collet (See chart A)		MZCRK26	One-piece power cable repair kit
16		Stubby collet body (See chart A)		MZCRK26-2	Two-piece power cable repair kit

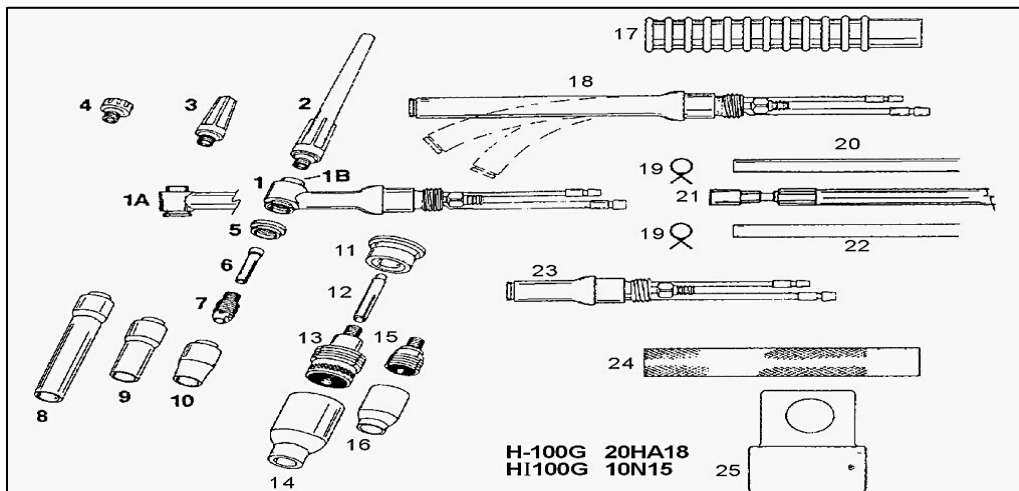
CHART A - COLLETS - COLLET BODIES - GAS LENS						
ELECTRODE DIAMETER	020 (.5mm)	040 (1mm)	1/16 (1.6mm)	3/32 (2.4mm)	1/8 (3.2mm)	5/32 (4.0 mm)
5 - Collet	10N21	10N22	10N23	10N24	10N25	10N20
6 - Collet Body	10N29	10N30	10N31	10N32	10N28	406488
12 - Gas Lens	45V29	45V24	45V25	45V26	45V27	45V28
9 - Lg. Dia. Gas Lens Collet	45V0204		45V116	45V64	995795	45V63
15 - Stubby Collet	-	10N22S	10N23S	10N24S	10N25S	-
16 - Stubby Collet Body	-	17CB20				-

CHART B - GAS NOZZLES - HPN - HIGH PERFORMANCE NOZZLES AVAILABLE							
SIZE	4	5	6	7	8	10	12
7 - Alumina	10N50	10N49	10N48	10N47	10N46	10N45	10N44
13 - Alumina Gas Lens	54N18	54N17	54N16	54N15	54N14	-	-
10 - Lg. Dia. Gas Lens	-	-	57N75		57N74	53N88	53N87
Long Alumina	-	10N49L	10N48L	10N47L	-	-	-
Long Gas Lens	-	54N17L	54N16L	54N15L	-	-	-
17 - Stubby Alumina	13N08	13N09	13N10	13N11	13N12	13N13	-

\*Not recommended for use with high frequency current

## 250 Amps Water Cooled TIG Torches

Torch Model	Description
20-12R	Torch with Flexible Head, Valve, Cap & 12 ft. Cable
20-12-2	Torch with Flexible Head, Valve, Cap & 12 ft. two piece Cable
20-25R	Torch with Head, Valve, Cap & 25 ft. Cable
20-25-2	Torch with Head, Valve, Cap & 25 ft. two piece Cable





ITEM NO.	Part NO.	DESCRIPTION	ITEM NO.	Part NO.	DESCRIPTION
1	WM-20	Torch body, includes cup gasket (70°)	18	WM-25	Flexible torch body, includes cup gasket
1A	WM-20N	Torch body, same as WM-20, with 90° head	19	53N04	Hose clamp
1B	9-4	Insert	20	-	Gas hose
2	41V24	Long back cap, includes 98W77 O-ring			45V09 121/2 ft. (3.8m), 45V09R
3	41V35	Medium back cap, includes 98W77 O-ring			45V10 25 ft. (7.6m), 45V10R
4	41V33	Short back cap, includes 98W77 O-ring	21	-	Power Cable
5	598882	Lg. Diameter gas lens insulator			45V03 121/2 ft. (3.8m), 45V03R, 45V03HD
6	-	Collet (See chart A)			45V04 25 ft. (7.6m), 45V04R, 45V04HD
7	-	Collet body (See chart A)	22	-	Water hose
8	-	Extra-long lava nozzle (See chart B)			45V07 121/2 ft. (3.8m)), 45V07R, 45V07HD
9	-	Long lava nozzle (See chart B)			45V08 25 ft. (7.6m), 45V08R, 45V08HD
10	-	Alumina nozzle (See chart B)	23	WM-20P	Pencil torch body, includes cup gasket
11	54N63-20	Lg. Diameter gas lens insulator	24	53N06	Handle (smooth, standard)
12	-	Lg. Diameter gas lens collet (See chart A)	25	45N11	Power cable adapter
13	-	Lg. Diameter gas lens (See chart A)			
14	-	Lg. Diameter gas lens nozzle (See chart B)			Cable Repair Kits
15	-	Gas lens (See chart A)		MZCRK20	Power cable repair kit
16	-	Alumina gas lens nozzle (See chart B)		MZHRKG20	Gas hose repair kit
17	53N06R	Handle (ribbed, optional)		MZHRKW20	Water hose repair kit

CHART A - COLLETS - COLLET BODIES - GAS LENS					
ELECTRODE DIAMETER	020 (.5mm)	040 (1mm)	1/16 (1.6mm)	3/32 (2.4mm)	1/8 (3.2mm)
6 - Collet	13N20	13N21	13N22	13N23	13N24
7 - Collet Body	13N25	13N26	13N27	13N28	13N29
16 - Gas Lens	45V41	45V42	45V43	45V44	45V45
13 - Lg. Dia. Gas Lens Collet	13N20L	13N21L	13N22L	13N23L	13N24L
14 - Lg. Dia. Gas Lens	45V0204S		45V116S	45V64S	995795S

CHART B - GAS NOZZLES - HPN - HIGH PERFORMANCE NOZZLES AVAILABLE									
SIZE	3	4	5	6	7	8	10	12	SHORT
12 - Alumina	-	13N08	13N09	13N10	13N11	13N12	13N13	-	-
14 - Alumina Gas Lens	-	53N58	53N59	53N60	53N61	53N61S	-	-	-
8 - Lg. Dia. Gas Lens	-	-	-	57N75	-	57N74	53N88	53N87	53N89*
16 - Long Lava **	796F70	796F71	796F72	796F73	-	-	-	-	-
15 - Ex. Long Lava	796F74	796F75	796F76	796F77	-	-	-	-	-

# 18 Series 350 Amps Water Cooled TIG Torches

Torch Model	Description
18FV-12R	Torch with Flexible Head, Valve, Cap & 12 ft. Cable
18FV-12-2	Torch with Flexible Head, Valve, Cap & 12 ft. two piece Cable
18-25R	Torch with Head, Valve, Cap & 25 ft. Cable
18V-25	Torch with Head, Valve, Cap & 25 ft. two piece Cable


**V** indicates built-in gas valve. **F** indicates flexible head. **R** indicates single cable & hose assembly.  
**2** Two piece cable **R** One piece cable

## Collets



Collet	Size Inch
10N 22	0.04
10N23	1/16
10N24	3/32
10N25	1/8
54N20	5/32
13N21	0.04
13N22	1/16
13N23	3/32
13N24	1/8
<b>Collect Long</b>	
13N21L	0.04
13N22L	1/16
13N23L	3/32
13N24L	1/8

## Collect Bodies



Collet Bodies	Size
10N28	1/8
10N30	0.04
10N31	1/16
10N32	3/32
406488	5/32
13N26	0.04
13N27	1/16
13N28	3/32
13N29	1/8

## Lava Nozzles

Lava Nozzle Long	Size
96F70	3
96F71	4
96F72	5
96F73	6
Lava Nozzle Extra Long	Size
79F71	3
79F71	4
79F76	5
79F77	6

# Alumina Nozzle



Alumina Nozzles	Size
10N50	4
10N49	5
10N48	6
10N47	7
10N46	8
10N45	10
10N44	12
13N08	4
13N09	5
13N10	6
13N11	7
13N12	12
13N13	13

Alumina Nozzles Long	Size
10N49L	5
10N48L	6
10N47L	7
Alumina Nozzles Short	
13N08	5
10N48L	6
10N47L	7

## Gas Lenses



Gas Lenses	Size
45V41	0.02
45V42	0.04
45V43	1/16
45V44	3/32
45V45	1/8
45V29	0.02
45V24	0.04
45V25	1/16
45V26	3/32
45V27	1/8
45V28	5/32
Gas Lenses Large Dia.	<b>Size</b>
13N20L	0.02
13N21L	0.04
13N22L	1/16
13N23L	3/32
13N24L	1/8
Gas Lenses	<b>Size</b>
45V0204S	0.04
45V116S	1/16
45V64S	3/32
45V995795S	1/8
45V63	5/32
45V0204	0.04
45V116	1/16
45V64	3/32
45V995795	1/8

Gas Lenses	Size
54N18	4
54N17	5
54N16	6
54N15	7
54N14	8
54N19 Short	
54N17L	5
54N16L	6
54N15L	7
53N58	4
53N59	5
53N60	6
53N61	7
53N61S	8
Gas Lenses Large Dia.	Size
57N75	6
57N54	8
53N88	10
53N87	12
53N89 Short	

## Lava Nozzles

Lava Nozzle Long	Size
96F70	3
96F71	4
96F72	5
96F73	6
Lava Nozzle Extra Long	Size
79F71	3
79F71	4
79F76	5
79F77	6

## Back Caps



Back Cap	Type	Length Inch
57Y02	Long	4 3/4
57Y0 (300M)	Medium	2 1/2
57Y04	Short	1 7/8
41V24	Long	5 3/4
41V35	Medium	1 7/8
41V33	Short	5/8

## Gaskets & Insulators



### Gaskets Part No.

18CG Cup Gasket for 17 & 25 series torches

598882 Cup Gasket for 9 & 20 series torches

Gas Lens Insulators	Size
54N01	Medium
54N63	Large
54N63-20	Stubby

## Torch Heads, Handles & Valves



### Torch Head

9 Series	17 Series	26 Series	18 Series	20 & 25 Series
WP9	WP17	WP26FV	WP18	WP20
WP9V	WP17V	WP26	WP18V	WP20V
WP9P	WP17F	WP26V	WP18F	WP20F
WP9F	WP17FV	WP26P	WP18FV	WP20FV
WP9FV		WP26F	WP18P	WP20P & WP25

### Handle

Model	Handle
H-200R	Handle, Ribbed Slip-On (A16F,16FV,18,26,26V)
H-200	Handle, Textured Slip-On (A16F,16FV,18,26,26V)
h-100R	Handle, Ribbed Slip-On (9,17,24)
H-100	Handle, Textured Slip-On (9,17)

### Valve

Model	Value
VS-2	Valve Stem for 9, 17, 18 & 24 series Torches
VS-1	Valve Stem for 26 series Torches



## Power Cable Adaptors



Part No. 105 V57 - For Air Cooled Torch for Toch 9 and 17



Part No. 45V62 - For Air Cooled Torch WP 26




Part No. 45V11 - For Water Cooling Torch 18 and 25

## Plugs

For Ordering plugs use the description



**10 Pin Plug**



**9 Pin Plug**



**14 Pin Plug**



**14 Pin Plug**

## Power Cable & Gas Hose



Model	Power Cable & Gas Hose
57Y01R	Power Cable 12-1/2'/3.8M Rubber
57Y03R	Power Cable 25"/7.6M Rubber
57Y01-2	Power Cable 2pc 12-1/2' 3.8M Rubber
45V09R	Gas Hose only 12-1/2'/3.8M braided
57Y03-2	Power Cable 2pc 25'/7.6M Rubber
45V10R	Gas Hose only 25'/7.6M Braided

## Cable Covers

Model	Cable Covers
WC-3-10	Cable Cover 10Ft/3M
WC-3-22	Cable Cover 22Ft/6.7M

## Quick Connectors

Model	Quick Connectors
Q5	Quick Connector 400A
Q5G-150	Quick Connector 150A, 50mm w/hose
Q5GT-150	Quick Connector 150A, 50mm, gas thru DIN

# Tungsten Electrodes

Grounded & Annealed  
TUV - ISO 9000: 2000



## Lanthanated 2% Blue

Part No.	Dia.	Length / Inch
WL 1/16	1/16	7
WL 1/8	1/8	7
WL 3/32	3/32	7
WL 5/32	5/32	7

## Lanthanated 1.5% Gold

Part No.	Dia.	Length / Inch
WL 1/16	1/16	7
WL 1/8	1/8	7
WL 3/32	3/32	7
WL 5/32	5/32	7

## 2% Ceriated Grey

2% Ceriated tungsten electrodes containing about 2% cerium oxide, referred to as ceria. The advantages of tungsten electrodes containing ceria, compared to pure tungsten, include increased ease of starting, improved arc stability, and reduced rate of vaporization or burn-off. These electrodes operate successfully with AC or DC, either polarity.

Part No.	Dia.	Length / Inch
WC 1/16	1/16	7
WC 1/8	1/8	7
WC 3/32	3/32	7

## 2% Thoriated Red

2% Thoriated Tungsten electrode work with AC / DC and has higher & low current-carrying capacity, longer life and resistance to contamination of the weld and stable arc. Good for Stainless Steel welding.

Part No.	Dia.	Length / Inch
WT 1/16	1/16	7
WT 1/8	1/8	7
WT 3/16	3/16	7
WT 3/32	3/32	7
WT 5/32	5/32	7
WT 02	0.02	7
WT 04	0.4	7

## Zirconiated White

Zirconated tungsten electrode work with AC / D. Stable arc. Work at high and low temperatures. Good for Stainless Steel welding.

Part No.	Dia.	Length / Inch
WZ 1/8	1/8	7
WZ 3/32	3/32	7

## Pure Green

Pure are unalloyed tungsten electrodes (99.5% tungsten minimum) and are non-radioactive. Their current-carrying capacity is lower than those of other tungsten electrodes. They provide good stability when used with AC either Ar or He, or a combination of both, as a shielding gas. Aluminum and Magnesium welding.

Part No.	Dia.	Length / Inch
WP 1/16	1/16	7
WP 1/8	1/8	7
WP 3/32	3/32	7
WP 5/32	5/32	7

# Flowmeters Regulator



Flowmeter Regulators are designed for MIG & TIG applications and provide accurate regulation of gas flow. It provides reliable performance.

- Combination of regulator and Flowmeter as one unit
- Compact lightweight construction
- Piston type construction
- Body machined from class "A" brass bar stock
- Polycarbonate flow tube and outer cover are impact resistant for maximum
- Calibrated for Argon, CO<sub>2</sub>, He, N<sub>2</sub> and Air

## Ordering Information

Model No.	Gas Service	Flow Capacity SCFH	Inlet Connection	Outlet Connection
M-CO-191L	Carbon Dioxide	50	CGA320	5/8"- 18RH(F)- 9/16"- 18H(M)
M-AR-191L	Argon	50	CGA580	5/8"- 18RH(F) – 9/16 - 18H(M)
M-He-191L	Helium	50	CGA580	5/8"- 18RH(F)- 9/16"- 18H(M)
M-N-191L	Nitrogen	50	CGA580	5/8"- 18RH(F) – 9/16 - 18H(M)

# Carbon Dioxide Heated Regulator Flowmeter



Electrically Heated Regulator Flowmeter for CO<sub>2</sub> is designed for applications requiring extremely high gas flow rates.

- Built-in, thermostatically-controlled, electric heater keeps the CO<sub>2</sub> warm, allowing for a continuous duty cycle without freezing
- 36V/110V/220V heater
- 0 - 60 SCFH Flowmeter is backpressure compensated to ensure
- Accurate reading when line restrictions are present
- Forged brass body and housing cap is zinc alloyed with chrome plated
- Sintered bronze inlet filter
- Use this regulator only with non-siphoned standard Co<sub>2</sub> cylinders

## Ordering information:

Model No.	Gas Service	Flow Capacity SCFH	Inlet Connection	Outlet Connection
M-CO-731L TH	Carbon Dioxide	60	CGA320	5/8"-18RH(F)
M-He-191L	Helium	50	CGA580	5/8"- 18RH(F)- 9/16"- 18H(M)
M-N-191L	Nitrogen	50	CGA580	5/8"- 18RH(F) – 9/16 - 18H(M)

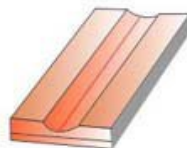
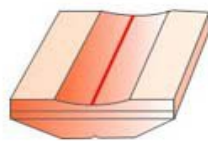
# Ceramic Backings

The technique of using the ceramic backings is easy to learn, even a welder that is not used to weld root Passes day by day is able to perform a high quality root pass. Ceramic Backings enables welders to build a much more efficient weld root without gouging, without grinding without re-welding, without rework, with a wide root gap, with a bigger root thickness permits higher welding current for the hot pass. The use of the ceramic backings enables welding with higher intensity. The quality of the weld bead will be improved: higher penetration, minimum risk of lack of fusion, smooth profile of the root pass.

## Features & Benefits


The ceramic backing blocks use a mix of natural inorganic materials (talc, kaolin clay).

One-side welding ceramic backings are suitable for different arc welding processes: SMAW, GMAW, SMAW, FMAW, SAW, CO<sub>2</sub>, TIG, MIG etc. Excellent welding in semiautomatic applications


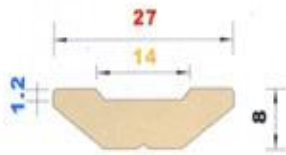





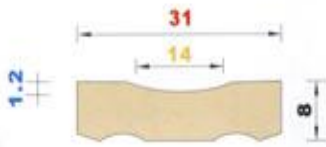
### WT-601





### WT-602





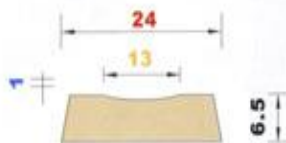
### WT-603



### WT-604



### WT-605



## Argon Hose





Available in 500 meter reels, Cut and coupled in 15 and 100 meter lengths

Part No.	Description
ARH-15	Argon Hose Cut and Coupled length 15 meter
ARH-50	Argon Hose Cut and Coupled length 50 meter
ARR-500	Argon Hose 500 meter reel

# Welding Hoes

Made USA



IMAGE	PRODUCT	I.D. (in.)	W.P. (psi)	TUBE	COVER	APPLICATION
	Tuline Welding (Grade R) (5214)	3/16, 1/4 3/8	200	EPDM	Red-Fuel Gas; Green- Oxygen; EPDM	Welding hose for the steel, metalworking, shipbuilding and construction industries.
	Tuline Welding (Grade T) (5215)	3/16 to 3/8	200	CR	Red-Fuel Gas; Green- Oxygen; CR	Welding hose for the steel, metalworking, shipbuilding and construction industries.
	Single Line Welding (Grade R, Type S) (5218, 5219)	3/16 to 3/8	200	EPDM	Red-Fuel Gas; Green- Oxygen; EPDM	Corrugated welding hose for the steel, metalworking, shipbuilding, and construction industries.
	Single Line Welding (Grade T) (5238, 5239)	3/16 to 3/8	200	CR	Red-Fuel Gas; Green- Oxygen; CR	Corrugated welding hose for the steel, metalworking, shipbuilding, and construction industries.